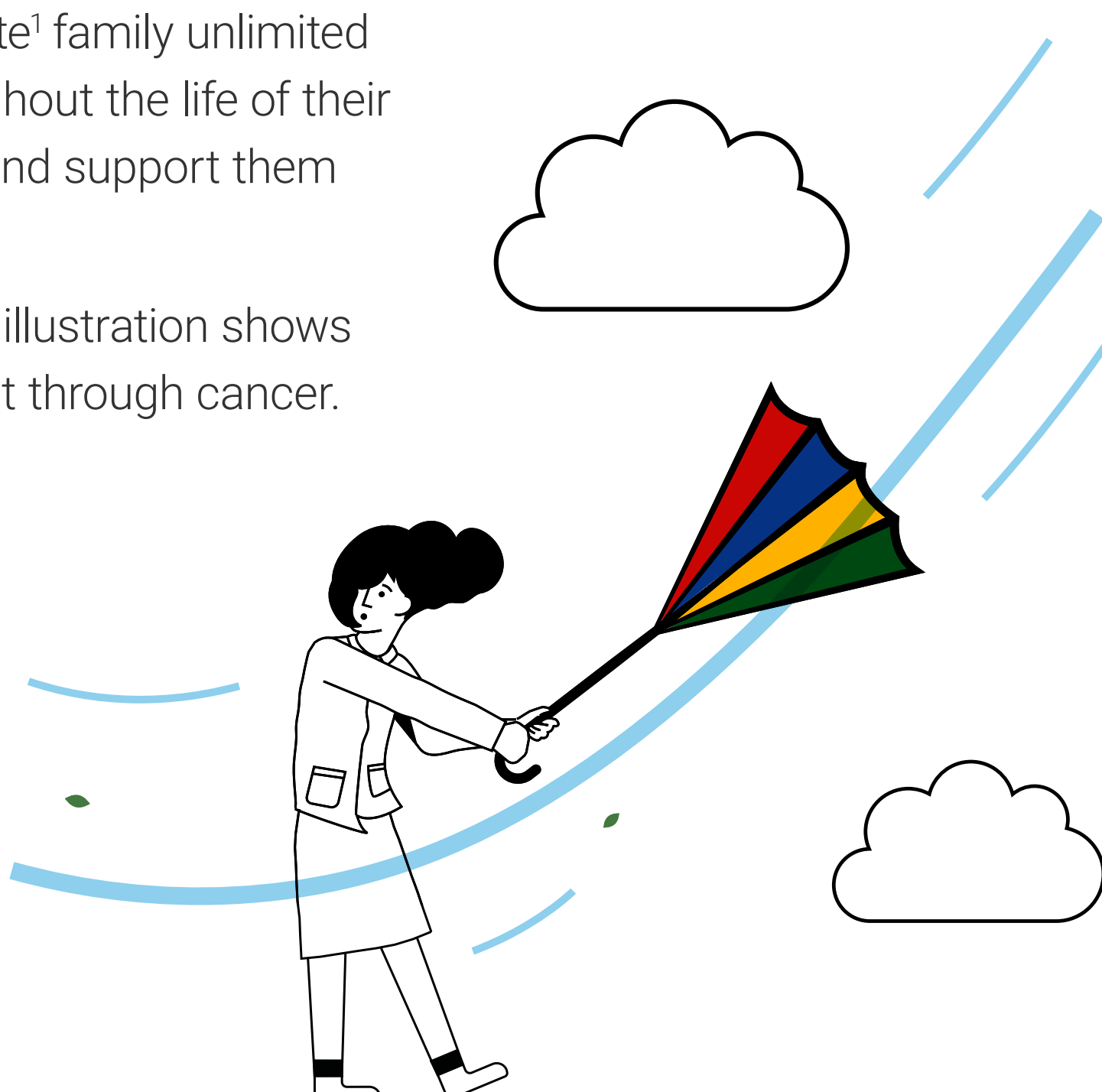


Helping your client through cancer with Wellbeing Support

Being diagnosed with cancer can be a life-changing event for your client. It can emotionally impact those around them too, so they're likely to need additional help.

That's where Wellbeing Support, provided by RedArc Assured Limited, can help. It gives your client and their immediate¹ family unlimited access to an experienced RedArc nurse throughout the life of their policy. Their dedicated nurse is there to listen and support them over the telephone every step of the way.


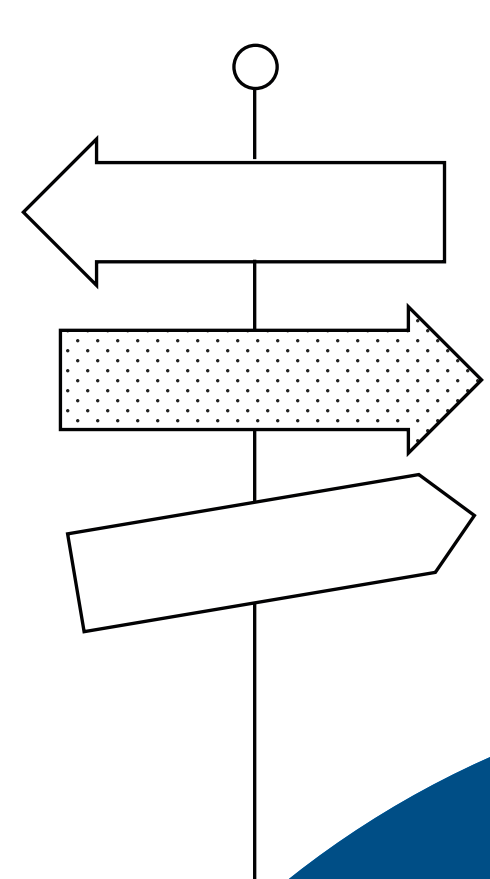
Though everyone's experience is different, this illustration shows how RedArc nurses could help guide your client through cancer.



Onset of symptoms

Your client may feel **worried** and **anxious**, and be **confused** about what comes next

Their Wellbeing Support nurse can **reassure** them, **encourage** them to see their GP and help prepare for the appointment



Diagnosis

Your client might be in **shock**, **worried** about treatment and be unsure how to tell family

Their nurse can **listen**, explain treatment options and **give advice** on telling loved ones

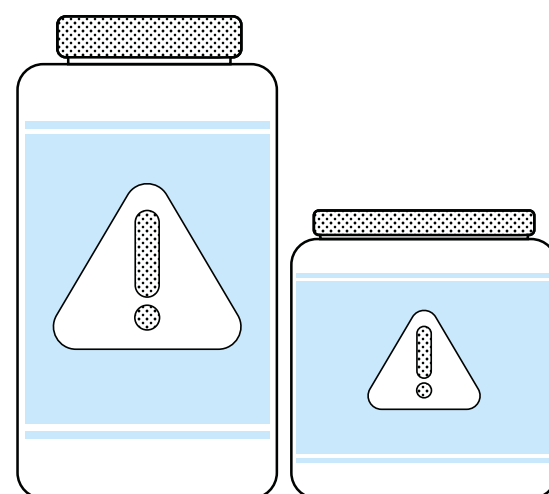
After surgery

Your client could feel **isolated**, in **pain** and unable to cope

Their nurse could offer **reassurance**, discuss pain management and **arrange help at home**

Your client might be **frightened**, and **worry** if they're making the right choice

Their nurse can **reassure** them, and arrange a **second medical opinion**




Your client could be dealing with **side effects**, and feel like a burden

Their nurse could offer **support** with side effects, and **share techniques** to help deal with feelings

Starting treatment

Your client could **worry if treatment has worked**, and if their **final tests are clear**

Their nurse can **listen** to their concerns, **help** with coping strategies and **discuss** next steps




Life after cancer

Your client could **worry the cancer will return**, and find it difficult to readjust

Their nurse can discuss **managing long-term side effects** and help them get back to work

After treatment


How Wellbeing Support nurses take the burden off your client




Tailor emotional support and practical advice



Signpost to charities, support groups and other helpful services



Recommend relevant resources such as books, leaflets and web links



Provide appropriate therapy or counselling, or arrange a second medical opinion, medical equipment or help at home

We're listening. So that they're supported.

¹ Immediate family is defined as the policy holder, their partner, and children living in the same household.

Wellbeing Support is provided by third parties that aren't regulated by the Financial Conduct Authority. These services aren't part of our terms and conditions, so can be amended or withdrawn at any time.

Legal & General Assurance Society Limited. Registered in England and Wales No. 166055. Authorised by the Prudential Regulation Authority and regulated by the Financial Conduct Authority and the Prudential Regulation Authority. Registered office: One Coleman Street, London EC2R 5AA.

Information correct as of May 2021.