

Real Estate Forecasts 2021-2025: Performance and Polarisation



Bill Page

Head of Real Estate Markets
Research, LGIM Real Assets

Responsible for the formation of
house views and actively contributes
to the platform's office and industrial
strategy.



Key takeaways

Based on our current expectations for the progression of the pandemic and the associated economic and financial impacts, our central case for all property returns is 5.2% p.a. over the 2021-2025 horizon.

- Industrial is still expected to lead traditional sectors although constrained by the yield compression witnessed in the closing months of 2020, a favourable demand and supply balance has been boosted by extra ecommerce activity.
- Build to Rent Residential (BTR) is expected to lead overall.
- We expect a rapid recovery for leisure from 2022 (albeit with some permanent scarring); outperformance from offices (albeit with significant deviation therein), and underperformance from the retail sector (although we acknowledge investor interest in retail parks, we still feel risks outweigh opportunities).
- Strategically, issues of polarisation in performance will become more evident. This will apply to all sectors but especially offices. We also see a growing role for operational, turnover-linked income streams outside of the alternative sectors.

- ESG strategies will have an increasingly direct role in differentiating asset performance, managing portfolio risk and emphasising real estate's role in society post-pandemic.
- **Long income assets**, particularly those let to high quality occupiers, continue to provide resilient income returns.

Economic overview

UK GDP ended Q3 2020 around 9 ppts below its Q4 2019 level in real terms, and around 4 ppts behind major European economies.¹ Although this was partly due to the UK's measurement of GDP which penalised public service output during lockdown, it also illustrated a much sharper reduction in business investment related to Brexit.

Although a deal was agreed, business uncertainty persists. A relative lack of business investment (LGIM expect -6% in 2021 after -17% in 2020) will limit the bounce back in GDP expected for 2021 to +5.9%. Global GDP is expected to end 2021 c. 2% below its pre-pandemic trend; the UK, after an expected decline of -10% in 2020, will be somewhat behind this.

¹EA 19, except for Spain, Source National Sources, Macrobond

The information is for discussion purposes only and does not constitute advice (investment, legal, tax advice or otherwise) or a recommendation to buy or sell investments. The document presents our current views and is subject to change. The content of this document should not form the basis of any investment decisions by you.

Economic performance in 2021 will be dominated by the virus and the vaccine. Vaccine progress remains encouraging. It is our estimate that society could start to normalise from Q2 and into Q3. Vaccine news has surprised to the upside so far, suggesting this time horizon could be brought forward.

Simplistically, this suggests a year of two halves for real estate with H1 still dominated by lockdowns and restrictive tiers followed by a return to more normal utilisation in H2 although, importantly, not all sectors are expected to pick up where they left off with changes to shopping patterns and office use dominating discourse.

Higher rates of unemployment (LGIM expect 6.4% in 2021 relative to 3.8% pre-pandemic) and elevated corporate delinquency will also drag the UK's recovery, but this is projected to be mitigated by an elevated savings rate driving household consumption growth to 20% year on year.²

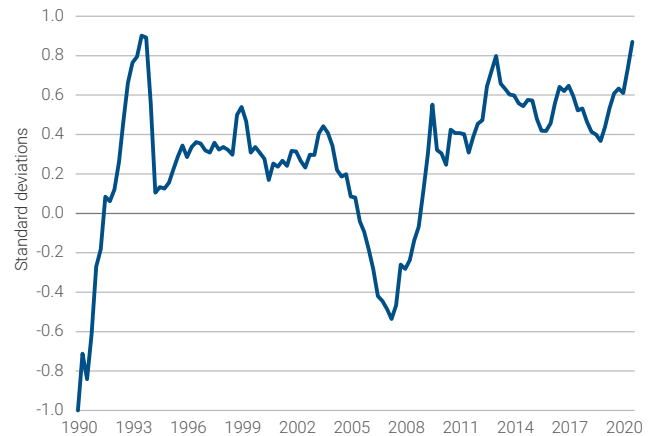
Real estate value

The 10-year gilt yield was 0.3% in mid-January 2021 with the market implied yield in five years' time just under 1.0%.³ Low gilt yields – the risk-free rate - have emphasised the relative value of property income, a situation which has existed since the Global Financial Crisis. Although some outward movement can be expected, we expect gilt yields to remain historically low over the horizon.

Other asset classes also highlight property's theoretical yield and with the FTSE All Share dividend yield running at c. 3.26%⁴ and investment grade credit spreads at 112bps,⁵ property is looking increasingly good value on a relative basis.

We would emphasise that MSCI and similar statistics account for income receivable rather than income received. Remit Consulting's latest figures show a collection rate of 66% seven days after the December quarter day. Nevertheless, assuming these relative positions hold, and the vaccine is as effective as expected, we would expect the relative value case to gain traction encouraging greater capital into the sector over the course of 2021. On a longer-term view, the diminished pattern of rent collection will sharpen investors' sensitivity to the stability of income, focusing on assets and sectors with strong demand and supply fundamentals e.g. BTR and longer income solutions where the contracts and occupier quality create a bond-like income stream that is resistant to short term fluctuations in market conditions.

Composite relative value indicator 1990-2020



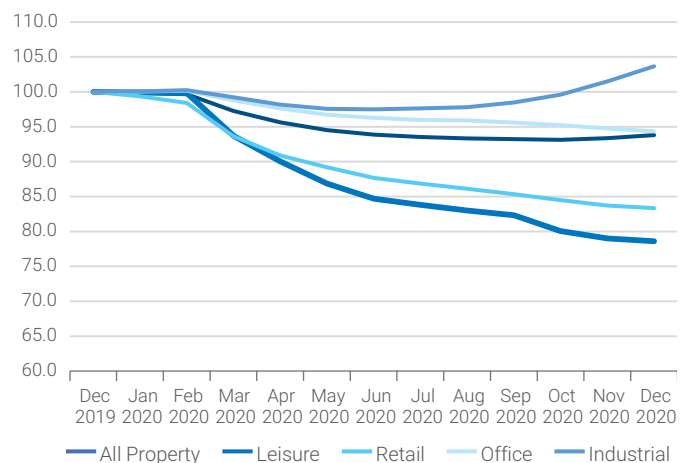
Source: CBRE, Macrobond, LGIM Real Assets

Recent performance

MSCI data from the monthly index showed a return of -0.8% over 2020 driven by industrial at 9.0% with offices returning -0.8% and retail -10.7%. Capital values were -6.0% lower over the year (+4.0%, -5.4%, and -16.8% respectively). The performance of industrial in the final quarter is of note and has significant bearing on our expectations for the forecast horizon. Capital values increased 5.5% over the final three months with growth of 8.6% in London.

We would also note leisure returns of -16.2% in 2020 with values falling -21.4%. Our views on leisure are explored in the forecasting section below.

Capital value movements over 2020, Dec 2019=100



Source: MSCI Monthly Digest, All Assets

² Oxford Economics

³ Bloomberg

⁴ Macrobond (as at 20/01/2020)

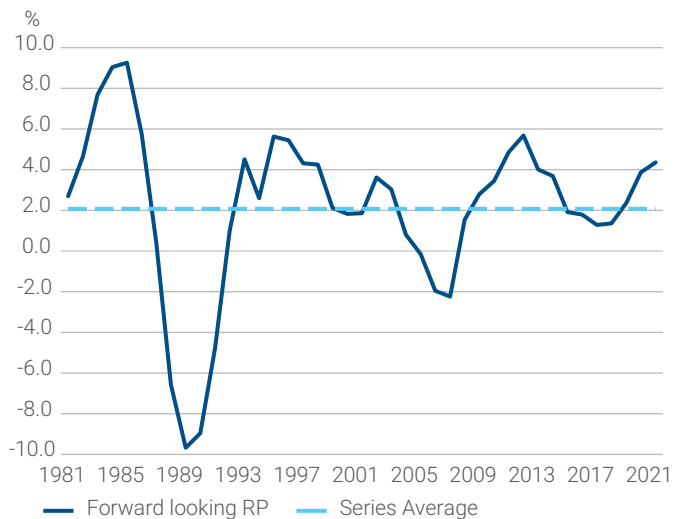
⁵ Bloomberg (as at 20/01/2020)

Forecasts 2021-2025

Key themes

The forward-looking property risk premium is calculated by taking the current property yield, adding rental growth expectations and removing the gilt yield and a depreciation assumption. It has averaged 2.1% over the last 39 years and, using our all property rental growth forecasts of 0.6% p.a., is now 3.9%, its highest level for eight years. This measure has a good (70%) correlation with subsequent returns. This would be expected given a return is, in theory, the sum of the risk premium and the risk-free rate, but the strength of this relationship using “real life” measures is encouraging and supports a positive return expectation.

Forward looking risk premium 1981-2021



Source: LGIM, Macrobond

Offices

We expect office returns of 6.0% p.a. over the horizon. Although this is in line with consensus⁶ it is more bullish than many might expect given elevated concerns over office utilisation. It is our view that there will be a structural reduction in occupied stock which will increase supply and reduce the natural rate of rental growth. However, positive rental growth is still viable over the horizon (after reductions in 2021) given the economic growth expected and the reduction in the development of new stock. More detail on this view can be found [here](#).

The emphasis should be on a widening deviation around this benign average. The resilience of good quality, well-managed and well-ventilated offices will be emphasised while the risks for average and poor stock will be amplified. Although we have increased our depreciation assumption, we acknowledge that

there may still be downside pressure given the expense of upgrading offices to satisfy occupier requirements post-pandemic and, importantly, ESG requirements as the journey to net zero carbon accelerates.

We expect London to outperform given a relatively high starting yield and an expectation for value recovery after 2021. We remain cautious on the South East given existing supply and on office parks in general, except for science parks. We do not see views on a “hub and spoke” realignment of corporate portfolios gaining traction.

Industrial

We expect returns of 6.6% p.a. This has reduced from previous expectations given the stronger than expected end to 2020. Industrial is expected to see less yield shift over the horizon than other sectors. Investors continue to desire an overweight industrial position⁷ but there is an inherent conflict in that many are tempted into disposals by the appetite of aggressive specialist purchasers and by the known liquidity offered by the sector relative to office and retail.

We see limited risk to the medium-term outlook for occupier demand. This is supported by a further structural jump in ecommerce activity⁸ and consistent views concerning the modest leverage amongst the SME sector, very limited new supply risk, structural pressure on land from housing need, population growth (i.e. new delivery addresses), and the prospect of increased onshoring (will be detailed in a forthcoming report). Performance is therefore driven more by rental growth (2.1% p.a.) than yield impact.

We expect outperformance from urban logistics and south east multilet estates. Although performance is expected to be strong from distribution warehouses in the near term, over the medium term we expect some deceleration dragging average performance below the industrial benchmark.

Retail and leisure

We anticipate the structural under-performance of retail to continue, driven by further rental declines throughout our forecasting horizon. Our expected returns of 1.8% are driven by rental decline of -3.4% p.a. and although yields may end the horizon lower at the sector level this is not ubiquitous, with compression greatest in high yielding retail warehouses and broadly unchanged in shopping centres. Although survey evidence suggests valuation yields are higher than investors’ target rates,⁹ and there are signs of investment traction in retail parks, we remain cautious on the sector.

⁶ The IPF consensus for 2021-2024 inclusive is 5.7%, or 5.8% over the equivalent horizon if one assumes 2025 is similar to 2024. IPF Consensus November 2020.

⁷ PMA Survey of Investor Preference

⁸ Gerald Eve expect online sales as a proportion of retail sales to settle above 25% and continue the pre-existing trend growth thereafter. This is new alpha, supporting rental expectations.

⁹ PMA SIP

We see a much stronger consumer story for leisure than retail given the structural trends observed before the crisis of an increasing proportion of disposable income being spent on experiences rather than products. We see the sector enjoying a relief rally – supported by enhanced savings rates - once society normalises, albeit with some permanent scarring of the occupier base. Pricing is historically attractive relative to both all property average yields and gilts as valuations have understandably focussed on the short-term crisis rather than the sector’s fundamentals. We expect average returns of 6.0% over the horizon; this includes -3.5% in 2021.

Residential and student accommodation

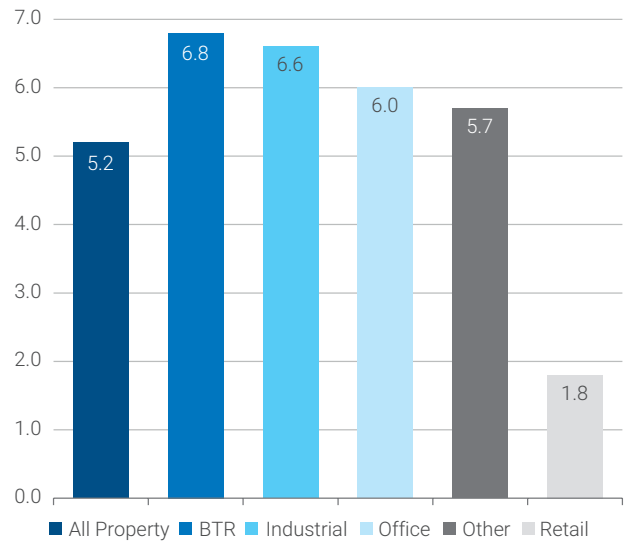
Investors continue to target an overweight position to residential, according to PMA’s sentiment survey, encouraged by rental growth expectations which we estimate in the region of 3.0% in London and 2.3% p.a. in the rest of the UK. This has justified expected yield compression in 2021. Returns of 6.8% in both London and the rest of the UK are expected. There will be nuances around this, of course, with some areas within London still oversupplied relative to prevailing demand but there are sufficient undersupplied areas to continue to support performance.

We’re now more optimistic on student accommodation. This view is supported by expectations for domestic student demographics: 17-18-year olds are expected to grow by 16% between 2020 and 2025, according to ONS projections. Several non-EU jurisdictions are also seeing increase in tertiary education enrolment which should result in UK demand.¹⁰ Not all universities will benefit from this demographic support and we expect widening differentials based on quality of provision. Indeed, over the last eight years we have seen the growth in applicants for the highest tariff providers increase by over 40% compared to a reduction of almost 4% for lower tariff providers.¹¹ We expect average returns of 5.8%.

Overall

Our expected All Property return of 5.2% p.a. compares to 6.4% p.a. over the last five years and 9.3% over the MSCI series (39 years) but, in the context of COVID-19, is encouraging. We are close to the consensus average but there is important nuance to our views on leisure versus retail, industrial performance and in our broad outlook for offices.

Total returns 2021-2025



Source: LGIM Real Assets¹³

Outperform	
Urban logistics	Northern industrials
Build to Rent London	Trade parks
SE multilet industrials	City offices
Build to Rent non-London	

Neutral	
Distribution warehouses	Leisure
London multilet industrials	Student accommodation
West End offices	South East offices
Regional CBD offices	

Underperform	
Office parks	Retail parks
Retail warehouses	Unit shops
Supermarkets	Shopping centres
Care homes	

¹⁰ UNESCO

¹¹ UCAS

¹² IPF consensus is 5.4% p.a. for the four year 2021-2024 or 5.6% if one assumes 2025 is similar to 2024

¹³ The information /analysis above are derived from proprietary and non-proprietary sources deemed by Legal & General Investment Management (Holdings) Limited and its subsidiaries to be reliable, are not necessarily all inclusive and are not guaranteed as to accuracy. Estimated or forecasted information/data presented are not a promise nor guarantee of future events and are subject to change.

Implications, summary and outlook

Based on the preceding sections, we would highlight the following investment implications:

Investor flows: We would expect increased capital flows to property over 2021 supported by the relative value case. This is likely to coincide with investor confidence in improvements to rent collection later in the year and as such there will continue to be liquidity challenges for some in the near term. This capital will not target indiscriminately and this will increase polarisation. We would also expect capital to continue to target longer income property due to its ability to insulate against short term fluctuations.

Polarisation: Polarisation will increase significantly and structurally in offices as occupiers increasingly select well managed and well specified offices. Further polarisation is also expected in retail. Investors who can navigate this – and risk mitigants are reasonably well understood - will outperform. We expect a much greater standard deviation in performance.

ESG and H&WB: Environmental, Social and Governance strategies will be enhanced as a depreciation mitigant as well as a channel to communicate the role of real estate in society. Matters of Health and Wellbeing will also be amplified, especially scrutiny on air quality, ventilation and humidity which have provable links to virus transmission. Pressure will come from employees as much as employers and investors will need to respond and fully understand the science.

Depreciation: The above factors will accelerate depreciation, particularly in offices. This will be further exacerbated by funds moving more quickly towards net zero carbon targets.



Operational: COVID-19 has accelerated and accentuated the need to diversify income streams and embrace operational risk. Operational styles are quickly moving beyond alternative property types and into retail and offices, as investors are increasingly willing to disintermediate flexible office providers. Specifically, LGIM Real Assets is working with retail occupiers on new models which allow for a greater partnership. Whilst this means reducing the protection of the lease, we are convictional that increased owner control, risk sharing, and lease flexibility is required to deliver a relevant offer.

We regard it as an inevitable consequence of structural changes accelerated by COVID-19 and some investors will need to embrace different approaches and skillsets to underwrite investment.



Contact us

For further information about LGIM Real Assets, please visit www.lgim.com/realassets or email contactrealassets@lgim.com



Important information

The information contained in this document (the 'Information') has been prepared by LGIM Managers Europe Limited ('LGIM Europe'), or by its affiliates ('Legal & General', 'we' or 'us'). Such Information is the property and/or confidential information of Legal & General and may not be disclosed by you to any other person without the prior written consent of Legal & General.

No party shall have any right of action against Legal & General in relation to the accuracy or completeness of the Information, or any other written or oral information made available in connection with this publication. Any investment advice that we provide to you is based solely on the limited initial information which you have provided to us. No part of this or any other document or presentation provided by us shall be deemed to constitute 'proper advice' for the purposes of the Investment Intermediaries Act 1995 (as amended). Any limited initial advice given relating to professional services will be further discussed and negotiated in order to agree formal investment guidelines which will form part of written contractual terms between the parties.

Past performance is no guarantee of future results. The value of an investment and any income taken from it is not guaranteed and can go down as well as up; you may not get back the amount you originally invested.

The Information has been produced for use by a professional investor and their advisors only. It should not be distributed without our permission.

The risks associated with each fund or investment strategy are set out in this publication, its KIID, the relevant prospectus or investment management agreement (as applicable) and these should be read and understood before making any investment decisions. A copy of the relevant documentation can be obtained from your Client Relationship Manager.

Confidentiality and limitations:

Unless otherwise agreed by Legal & General in writing, the Information in this document (a) is for information purposes only and we are not soliciting any action based on it, and (b) is not a recommendation to buy or sell securities or pursue a particular investment strategy; and (c) is not investment, legal, regulatory or tax advice. Any trading or investment decisions taken by you should be based on your own analysis and judgment (and/or that of your professional advisors) and not in reliance on us or the Information. To the fullest extent permitted by law, we exclude all representations, warranties, conditions, undertakings and all other terms of any kind, implied by statute or common law, with respect to the Information including (without limitation) any representations as to the quality, suitability, accuracy or completeness of the Information.

Any projections, estimates or forecasts included in the Information (a) shall not constitute a guarantee of future events, (b) may not consider or reflect all possible future events or conditions relevant to you (for example, market disruption events); and (c) may be based on assumptions or simplifications that may not be relevant to you.

The Information is provided 'as is' and 'as available'. To the fullest extent permitted by law, Legal & General accepts no liability to you or any other recipient of the Information for any loss, damage or cost arising from, or in connection with, any use or reliance on the Information. Without limiting the generality of the foregoing, Legal & General does not accept any liability for any indirect, special or consequential loss howsoever caused and, on any theory, or liability, whether in contract or tort (including negligence) or otherwise, even if Legal & General has been advised of the possibility of such loss.

Third party data:

Where this document contains third party data ('Third Party Data'), we cannot guarantee the accuracy, completeness or reliability of such Third-Party Data and accept no responsibility or liability whatsoever in respect of such Third-Party Data.

Publication, amendments and updates:

We are under no obligation to update or amend the Information or correct any errors in the Information following the date it was delivered to you. Legal & General reserves the right to update this document and/or the Information at any time and without notice.

Although the Information contained in this document is believed to be correct as at the time of printing or publication, no assurance can be given to you that this document is complete or accurate in the light of information that may become available after its publication. The Information may not take into account any relevant events, facts or conditions that have occurred after the publication or printing of this document.

Telephone recording:

As required under applicable laws Legal & General will record all telephone and electronic communications and conversations with you that result or may result in the undertaking of transactions in financial instruments on your behalf. Such records will be kept for a period of five years (or up to seven years upon request from the Central Bank of Ireland (or such successor from time to time)) and will be provided to you upon request.

In the United Kingdom and outside the European Economic Area, it is issued by Legal & General Investment Management Limited, authorised and regulated by the Financial Conduct Authority, No. 119272. Registered in England and Wales No. 02091894 with registered office at One Coleman Street, London, EC2R 5AA.

In the European Economic Area, it is issued by LGIM Managers (Europe) Limited, authorised by the Central Bank of Ireland as a UCITS management company (pursuant to European Communities (Undertakings for Collective Investment in Transferable Securities) Regulations, 2011 (S.I. No. 352 of 2011), as amended) and as an alternative investment fund manager with "top up" permissions which enable the firm to carry out certain additional MiFID investment services (pursuant to the European Union (Alternative Investment Fund Managers) Regulations 2013 (S.I. No. 257 of 2013), as amended). Registered in Ireland with the Companies Registration Office (No. 609677). Registered Office: 33/34 Sir John Rogerson's Quay, Dublin, 2, Ireland. Regulated by the Central Bank of Ireland (No. C173733).

LGIM Managers (Europe) Limited operates a branch network in the European Economic Area, which is subject to supervision by the Central Bank of Ireland. In Italy, the branch office of LGIM Managers (Europe) Limited is subject to limited supervision by the Commissione Nazionale per le società e la Borsa ("CONSOB") and is registered with Banca d'Italia (no. 23978.0) with registered office at Via Uberto Visconti di Modrone, 15, 20122 Milan, (Companies' Register no. MI - 2557936). In Germany, the branch office of LGIM Managers (Europe) Limited is subject to limited supervision by the German Federal Financial Supervisory Authority ("BaFin"). In the Netherlands, the branch office of LGIM Managers (Europe) Limited is subject to limited supervision by the Dutch Authority for the Financial Markets ("AFM") and it is included in the register held by the AFM and registered with the trade register of the Chamber of Commerce under number 74481231. Details about the full extent of our relevant authorisations and permissions are available from us upon request. For further information on our products (including the product prospectuses), please visit our website.

© 2021 Legal & General Investment Management Limited. All rights reserved. No part of this publication may be reproduced or transmitted in any form or by any means, including photocopying and recording, without the written permission of the publishers.

DB122322021